

# 2025 Home Rubbish Calendar

英語

**If your burnable rubbish is collected on Monday/Thursday**

- Burnable Rubbish
- Non-Burnable Rubbish
- Metal products • Electrical appliances
- Wastepaper
- Clothing

- Cans , jars & plastic bottles
- Plastic containers
- Light bulbs & fluorescent lights, used batteries, small rechargeable batteries, spray cans

In addition to notifications about the garbage collection days, information regarding how to separate garbage and what is recyclable can be found with "The 3 R's" app function. You can download it from the App Store and Google Play with the QR Code shown below.



January

Sun	Mon	Tue	Wed	Thu	Fri	Sat
			1	2	3	4
5	6	7	8	9	10	11
12	13	14	15	16	17	18
19	20	21	22	23	24	25
26	27	28	29	30	31	

February

Sun	Mon	Tue	Wed	Thu	Fri	Sat
						1
2	3	4	5	6	7	8
9	10	11	12	13	14	15
16	17	18	19	20	21	22
23	24	25	26	27	28	

March

Sun	Mon	Tue	Wed	Thu	Fri	Sat
						1
2	3	4	5	6	7	8
9	10	11	12	13	14	15
16	17	18	19	20	21	22
23	24	25	26	27	28	29
30	31					

April

Sun	Mon	Tue	Wed	Thu	Fri	Sat
		1	2	3	4	5
6	7	8	9	10	11	12
13	14	15	16	17	18	19
20	21	22	23	24	25	26
27	28	29	30			

May

Sun	Mon	Tue	Wed	Thu	Fri	Sat
				1	2	3
4	5	6	7	8	9	10
11	12	13	14	15	16	17
18	19	20	21	22	23	24
25	26	27	28	29	30	31

June

Sun	Mon	Tue	Wed	Thu	Fri	Sat
1	2	3	4	5	6	7
8	9	10	11	12	13	14
15	16	17	18	19	20	21
22	23	24	25	26	27	28
29	30					

July

Sun	Mon	Tue	Wed	Thu	Fri	Sat
		1	2	3	4	5
6	7	8	9	10	11	12
13	14	15	16	17	18	19
20	21	22	23	24	25	26
27	28	29	30	31		

August

Sun	Mon	Tue	Wed	Thu	Fri	Sat
					1	2
3	4	5	6	7	8	9
10	11	12	13	14	15	16
17	18	19	20	21	22	23
24	25	26	27	28	29	30
31						

September

Sun	Mon	Tue	Wed	Thu	Fri	Sat
	1	2	3	4	5	6
7	8	9	10	11	12	13
14	15	16	17	18	19	20
21	22	23	24	25	26	27
28	29	30				

October

Sun	Mon	Tue	Wed	Thu	Fri	Sat
			1	2	3	4
5	6	7	8	9	10	11
12	13	14	15	16	17	18
19	20	21	22	23	24	25
26	27	28	29	30	31	

November

Sun	Mon	Tue	Wed	Thu	Fri	Sat
						1
2	3	4	5	6	7	8
9	10	11	12	13	14	15
16	17	18	19	20	21	22
23	24	25	26	27	28	29
30						

December

Sun	Mon	Tue	Wed	Thu	Fri	Sat
	1	2	3	4	5	6
7	8	9	10	11	12	13
14	15	16	17	18	19	20
21	22	23	24	25	26	27
28	29	30	31			

# Classification and Disposal of Rubbish/Resources

Save our limited resources! Classify rubbish properly before disposing.


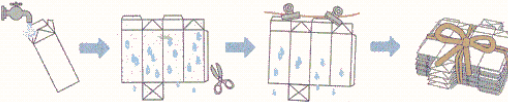


**3 rules of rubbish disposal**

1. Place rubbish out by 8:00 am on specified day

2. Place rubbish in specified place

3. Place classified rubbish in clear plastic bags before disposing

(old papers must be tied with string)

Classification	Method of Disposal	Applicable items of rubbish or resources	Collection days		Points to note	Enquiries Sun Sun Call Kagoshima Tel : 099-808-3333
			If your burnable rubbish is collected on Monday/Thursday	If your burnable rubbish is collected on Tuesday/Friday		
<b>Burnable Rubbish</b>	<b>Clear plastic bag</b>	Food scraps, cooking oil drained into cloth or paper, wastepaper, tissues, scrap material, cloths, leaves, pieces of wood, disposable nappies, <u>soft toys</u> , etc. Plastic items: <u>cassette tapes, plastic basins, toys</u> , etc. Leather items: <u>shoes, bags</u> , etc. Rubber items: <u>rubber hose pipes</u> , etc.	<b>Monday &amp; Thursday</b>	<b>Tuesday &amp; Friday</b>	* Drain water from food scraps. * <u>Remove</u> soiling from disposable nappies. * Drain used cooking oil into cloth or paper.	
<b>Non-Burnable Rubbish</b>	<b>Clear plastic bag</b>	China ware: teapots, bowls Glass: glassware, broken glass	<b>4<sup>th</sup> Wednesday</b>	<b>3<sup>rd</sup> Wednesday</b>	* Cinders (ash) should be wet to make sure they are extinguished before disposing. * Glass should be wrapped in thick paper and marked as dangerous items.	
<b>Metal Products Electrical appliances</b>	<b>Clear plastic bag</b>	Metals: pots etc. Small electrical appliances: rice cookers, hot water flasks etc. Other items: umbrellas, etc.	<b>2<sup>nd</sup> Wednesday</b>	<b>1<sup>st</sup> Wednesday</b>	* Sharp objects such as knives should be wrapped in thick paper and marked as dangerous items .	
<b>Newspapers, pamphlets, cardboard, magazines, paper boxes, wrapping paper, paper cartons</b>	<b>Bundle and tie with string</b>  <b>or</b> <b>Place in a paper bag separately for each type</b>	<ul style="list-style-type: none"> <li>● Newspapers, pamphlets</li> <li>※ Bundle together and tie with string.</li> <li>● Cardboard (as shown in picture)</li> <li>※ Flatten boxes before disposing</li> <li>● Magazines</li> <li>● Paper boxes, paper bags, wrapping paper</li> <li>※ Flatten before disposing.</li> <li>● Paper drink cartons 500ml or more, not lined with aluminium.</li> <li>※ Cartons lined with aluminium cannot be recycled. Please dispose of those as <u>burnable rubbish</u></li> </ul> 	<b>Every Tuesday</b>	<b>Every Monday</b>	* Do not bind with adhesive packing tape. * Waxed or oiled cardboard should be disposed of as burnable rubbish. * <u>Any plastic from tissue boxes</u> and any leather or plastic covering on magazines should be disposed of as <u>burnable rubbish</u> . * <u>Metal serrated strips</u> from plastic wrap/aluminum foil boxes should be disposed of as Metal Products. * Paper cartons : Please wash, open and dry paper cartons, then tie them with string. 	
<b>Clothing</b>	<b>Clear plastic bag</b>	<ul style="list-style-type: none"> <li>● Clothing – <u>Must be in good, wearable as clothing without any mend.</u></li> </ul>	<b>2<sup>nd</sup> &amp; 4<sup>th</sup> Tuesday</b>	<b>2<sup>nd</sup> &amp; 4<sup>th</sup> Monday</b>	* Futon mattresses and carpets should be disposed of as large articles of rubbish, <b>so</b> please make an advance application for disposal.	
<b>Cans, jars &amp; plastic bottles</b>	<b>Clear plastic bag</b>	<ul style="list-style-type: none"> <li>● Cans / jars ※ Used to contain food or drink</li> <li>● Plastic (PET) bottles <u>displaying this symbol</u> </li> </ul>	<b>1<sup>st</sup>, 3<sup>rd</sup> &amp; 5<sup>th</sup> Wednesday</b>	<b>2<sup>nd</sup>, 4<sup>th</sup> &amp; 5<sup>th</sup> Wednesday</b>	★ <b>Place cans and bottles in one clear plastic bag, and plastic bottles in another before disposing.</b> * Do not flatten before disposing. * Remove corks or caps from bottles. Plastic caps should be disposed of with plastic containers. Metal caps should be disposed of as Metal Products. * Empty contents and rinse before disposing.	
<b>Plastic containers</b>	<b>Clear plastic bag</b>	Shampoo bottles, plastic trays, egg cartons, carrier bags and all containers <u>displaying this symbol</u>  ※ <u>Plastic bags and other plastic containers.</u> ※ Wash thoroughly to remove any oil or remaining food products. ※ Dispose of clean containers only.	<b>Every Friday</b>	<b>Every Thursday</b>	The following must be disposed of as <u>burnable rubbish</u> . * <u>Plastic products other than containers and bags (toys, toothbrush, cassette tapes, buckets, plastic basins, flower pots, etc.)</u> * <u>Plastic containers or bags soiled with oil or remaining food products (e.g. mayonnaise bottles, cooking oil bottles)</u>	
<b>Light bulbs &amp; fluorescent lights, used batteries, small rechargeable batteries, spray cans</b>	<b>Clear plastic bag</b>	<ul style="list-style-type: none"> <li>● Light bulbs &amp; fluorescent lights</li> <li>● Used batteries ( alkaline or manganese)</li> <li>● Lithium-ion batteries, mobile batteries, rechargeable batteries, etc.</li> <li>● Gas cylinders, spray cans</li> </ul>	<b>2<sup>nd</sup> Tuesday</b>	<b>2<sup>nd</sup> Monday</b>	* <u>Please separate lightbulbs, fluorescent lights, batteries, small rechargeable batteries, and spray cans into four separate bags before disposal.</u> * We cannot collect button batteries. . Please consult an electronics store or the original purchase location for proper battery disposal. * Spray cans and gas cylinders must be used up completely before disposing.	
<b>Large articles of rubbish</b>		<ul style="list-style-type: none"> <li>● Furniture: shoe boxes, wardrobes, bookshelves, crockery cabinets, sofas, etc.</li> <li>● Bedding: Futon mattresses, beds, carpets, etc.</li> <li>● Electrical appliances: Stereos, microwave ovens, etc.</li> <li>● Other items: Bicycles, 50cc scooters, gas stoves, <u>fuel heaters</u>, laundry racks, poles etc.</li> </ul>	<b>All regions of Kagoshima City Tel: (099) 806-8141</b>		★ <b>You need to make an advance application for disposal by calling.</b> * Please purchase a coupon with the value of the specified fee, paste it on the item, and place it out on the designated day. * Remove all fuel or oil from scooters/heaters before disposal.	
<b>Pruned branches</b>		Branches resulting from the pruning of garden trees by resident, limited to branches less than 10 cm in diameter and less than 50 cm in length. This includes branches of fruit trees, bamboo, and branches with leaves attached.	<b>All regions of Kagoshima City Tel: (099) 268-8888</b>		★ <b>You need to make an advance application for disposal by calling.</b> *On the designated day, please tie them up with a string or put them in a transparent bag up to 45 litres in size, and put them out at the gate etc. You don't need to be present when they are taken away.	
<b>Items not collected by Kagoshima City</b>		Kagoshima City is unable to dispose of the items below. Please contact the place of purchase, or a specialised rubbish disposal company for collection. TVs, air-conditioners, washing machines, dryers, refrigerators, freezers, <u>computers marked 'recyclable'</u> , pianos, iron poles (longer than 2 metres), large water heaters, agricultural equipment, bricks, sand, soil, tyres, fire extinguishers, car batteries, concrete slabs, roof tiles, gas cylinders, waste oil, kerosene, paint, explosives, agrochemicals, etc.				